



Where Your Child
Always Comes First



Here's What We'll Be Up To...

Hello Toddler Town Families &
WELCOME to February! The month of Friendship and Love!
February's theme is:




Friendly February

Students will discuss:

1. Friendship
2. Healthy Teeth
3. Black History Month.

Here are some Special Dates to remember:



9th-Colgate Dental Truck Visit

19th - PRESIDENTS DAY (CENTER IS CLOSED)

23rd - Teacher in Service-Center Closes at 1pm

1st -National Freedom Day

2nd - Groundhog Day

3rd - Elmo's Birthday

10TH -Umbrella Day

11th National Inventors Day

14th Ferris Wheel Day, Valentines Day, (Friendship day at Toddler Town)

17th Random Acts of Kindness Day

21st Presidents Day

25th Quiet Day





Where Your Child
Always Comes First



Announcements

Important Info!

We are officially in winter Season and the cold weather is here to stay. Please dress your child accordingly and please be sure to update your child's cubby bin. Keep in mind that Students go outside daily as long as it's between 32 and 92 degrees.

If possible, please label your children's belongings.

At Toddler Town Daycare, outside/home food and outside/home toys are not allowed or permitted at our center. Please keep home toys at home or in your vehicle, and, if you want your child to eat food outside our center, please have your child finish it in the car, but do not take it further in the school, or it will be tossed out. Also, cups allowed in the center are only cups that have water or that are empty, if you bring a cup or bottle containing anything else, we will send it back home. Please refer to your Toddler Town Parent policy handbook regarding these rules.

PROCARE ENGAGEMENT PROVIDES ALL THE SOURCES TO BE UP TO DATE WITH EVERYTHING GOING ON IN OUR CENTER. This includes Paying through the app, receiving documents, receiving important updates, communicating with teachers, and so much more. Ask us about ProCare Engagement! Also, to receive text alerts, you must add your phone number in the app.

SPECIAL REMINDER ABOUT PARKING RULES! Please be sure there is no double parking, parking opposite direction, blocking alleys and or driveways and no standing in the loading zone longer than 15 minutes. Also, be sure you have your hazards on.

REMINDERS!

Toddler Town Daycare closes promptly at 5:30PM. Any time after that, families get charged \$15 every 10 minutes.

Tuition

Please Don't forget that payments must be made on the 1st & 15th of every month. On the first you either pay full tuition, or half of the tuition. If you pay only half on the 1st, you have until the 15th to pay the other half. Late fees will be applied for no payments after the first and to unpaid balances after the 15th .

Payment Reminders for February 2024:



February 1st, 2024


Payment Option One: Pay in Full
Payment Option Two: Pay Half of
Tuition Balance

February 15th, 2024

*All balances must be fully paid in order to avoid any interruption during Drop off. *

Highlights of the Month Of January 2024!





Highlights of the Month Of January 2024!





Highlights of the Month Of January 2024!







Highlights of the Month Of January 2024!





Highlights of the Month Of January 2024!





Highlights of the Month Of January 2024!






Highlights of the Month Of January 2024!





Highlights of the Month Of January 2024!





Where Your Child
Always Comes First



Highlights of the Month Of January 2024!





Tips and Ideas for Home

Info was taken directly from:

<https://raisingchildren.net.au/preschoolers/health-daily-care/dental-care/dental-care-preschoolers>

Key points

- Children should have regular dental check-ups every 6-12 months.
- To prevent tooth decay, brush teeth twice a day and avoid sugary foods and drinks.
- Use low-fluoride toothpaste unless a dentist advises otherwise.

Dental care: keeping children's teeth clean

Brush your child's teeth twice a day – morning and night. Use a pea-sized amount of low-fluoride toothpaste on a child-size toothbrush, unless your dentist recommends otherwise.

Your child might want to start helping to clean their own teeth. You can let your child hold the toothbrush and try brushing their own teeth first. This will help your child feel they're part of the action. After they've had a go, you can finish and make sure that all tooth surfaces are brushed properly.

Also encourage your child to rinse their mouth with water after lunch and snacks. This helps to wash away any leftover food.

Your child **needs your help and supervision with keeping teeth clean** until they're about 8 years old.

Just keeping teeth clean isn't a guarantee against [tooth decay](#) – diet is also important. Avoid giving your child sugary foods and sugary drinks like fruit juice, soft drink and flavoured milk.



Where Your Child
Always Comes First



Tips and Ideas for Home

The best way to brush children's teeth

You might like to **try the following routine** when brushing your child's teeth:

1. Stand or sit behind your child so your child feels secure. Brushing teeth in front of a mirror is good too, because it lets you see your child's mouth.
2. Cup your child's chin in your hands, with their head resting against your body.
3. Angle the bristles of the toothbrush towards the gum. If you're using a manual toothbrush, move the brush in gentle circles. If you're using an electric toothbrush, move the brush gently across the teeth.
4. Brush the outer and inner sides of the teeth and along the gumline. Brush along the chewing surfaces of the teeth.
5. Gently brush your child's tongue.
6. After brushing encourage your child to spit out toothpaste, not swallow it. There's no need to rinse after brushing because the fluoride toothpaste left behind protects your child's teeth.

Children are more likely to go along with cleaning teeth if it's fun and part of a daily routine. For example, you can sing 'This is the way we brush our teeth, brush our teeth, brush our teeth' while you're brushing. Or you could pretend the toothbrush is a train, saying 'Toot toot chugga chugga' as you move it around your child's teeth.

Toothbrushes: choosing and keeping them clean

Choosing a toothbrush

It's important to choose a toothbrush designed especially for children aged 2-5 years. These toothbrushes have small oval heads, soft bristles and non-slip, cushioned handles. They also often have cartoons and fun designs on the handle, which your child might like.

Electric and manual toothbrushes are equally good, as long as you use them properly to clean all the surfaces of all your child's teeth. If you're deciding between a manual and an electric toothbrush, it's OK to let your child choose.


Keeping the toothbrush clean

After cleaning your child's teeth and gums, rinse the toothbrush with tap water. Store the toothbrush upright in an open container to allow it to air-dry.

You should replace toothbrushes every 3-4 months, or when the bristles get worn or frayed.



Where Your Child
Always Comes First



Tips and Ideas for Home

Cleaning and caring for children's teeth early on sets up good dental habits for life.

Fluoride and dental care

Fluoride is a mineral that **keeps teeth strong and prevents tooth decay**. Fluoride is safe and works best when your child gets it in very small amounts throughout the day in:

- toothpaste – your child can use a low-fluoride toothpaste from 18 months.
- tap water – most tap water in Australia has added fluoride.
- foods containing fluoride, like fruit and vegetables.

Visiting the dentist


At this age, children should visit the [dentist](#) regularly. Talk to your dentist about how often your child needs a check-up. Dentists usually recommend every 6-12 months.

Regular dental check-ups give your child the chance to get to know the dentist. They also give you and your dentist a chance to talk about your child's dental health needs and plan your child's dental care. Your child might also see other oral health professionals, depending on your child's needs. These include [dental therapists](#), [dental hygienists](#) and [oral health therapists](#) or specialist dentists like paediatric dentists.



Evanston

Where Your Child
Always Comes First



Sharks (3-5 Year Old's)

Hello parents!

Welcome to the month of February! Students enjoyed our two units, especially ALL ABOUT SNOW AND ICE. In the month of February students will experience the following units, BLACK HISTORY MONTH, FRIENDSHIP AND HEALTH, BODY, AND TEETH. These units will target social-emotional, language, math, literacy, and social studies learning standards.

On Wednesday February 14, students will have a friendship party. Students are encouraged to wear red, pink or valentines' pajamas or t shirts. Please communicate with the teacher for ideas on treats to bring in for the party. The purpose is to celebrate the importance of being a good friend.

Email: (Mrs. Maritza) Maritza@toddlertownevanston.com OR (Mrs. Julissa) at Julissa@toddlertownevanston.com

Or You can reach us at 847-475-1467 Extension 15,

Thank you!

Mrs. Maritza and Mrs. Julissa



www.toddlertownevanston.com



Where Your Child
Always Comes First



Butterflies (3-5 Year Old's)



During this month of February, we will focus on how to build strong loving relationships. What is friendship? What traits does a good friend have? How do you show gratitude towards your friends? We will have different activities promoting positive friendships. Also, this month we will cover good hygiene to promote healthy teeth. Towards the end of the month, we will honor Black History Month by talking about great leaders that have impacted our society and promoted equal rights and taught us about the beauty of diversity in our country today.



Please note: Save the date: Classrooms friendship party on Wednesday, February the 14th! More information closer to date!

If you all have any questions, please don't hesitate on emailing us either at Carina@toddlertownevanston.com or Rebecca@toddlertownevanston.com or Robert@toddlertownchicago.com

You can also reach us by phone at (847) 475-1467 Ext.14

Thank you!

Ms. Carina, Ms. Rebecca and Mr. Robert



www.toddlertownevanston.com





Evanston

Where Your Child
Always Comes First



Chipmunks (3 Year Old's)

The weather has been cold, but we have been keeping warm with our Chipmunks' bright smiles and warming personalities! We are ready to take on February with fun learning and play experiences in the Chipmunks Classroom. A new month means new arts and crafts for our students!

In the month of January, we learned about New Years Celebrations, Ice and Snow, Hibernation, Migration and Adaptation. To continue our learning in February we will explore topics about Healthy Teeth, Friendship, and Black History Month.

We are so excited and so happy to be a part of each student's growth and development. We will continue to support each child in their development with social-emotional skills, language, expression, listening, and fine and gross motor skills through activities like painting, tracing, coloring, cutting, and more! Please parents be sure to check that cubbies are stocked with extra clothing (2 pairs of cloths, underwear, socks, etc.) and are clear of art projects and soiled clothing.

If you have any questions, please contact us at 847-475-1467 ext. 13 or email me at Cesar@toddlertownevanston.com or prisque@toddlertownevanston.com



Mr. Cesar and Ms. Prisque



www.toddlertownevanston.com



Evanston

Where Your Child
Always Comes First



Bumblebees (2-Year-Old's)

The month of Love and Friendship is here, FEBRUARY!

Children had lots of fun in the month of January discussing Winter, Snow, Ice and shapes, colors and numbers. Children are becoming more confident with shapes, colors and numbers; they're even learning them in Spanish. Children will continue to focus on number recognition, quantifying, matching and putting the numbers in order.

During the month of February, we will be discussing the importance of friendship. Children will be learning how to build strong loving relationships. Students will have discussions on What friendship is, What traits make a good friend, and ways we show gratitude towards our friends. We will have many activities promoting positive friendship. Students will be learning how to say "I love you" in both sign language and in Spanish. Students will be strengthening their verbal skills with Ms. Norma's support and guidance throughout the day. Ms. Nessa will be working with students using sign language. We will be encouraging children to use their words instead of whining, crying or pointing. Reading comprehension is another skill we will be working on with the students during reading time.

Along with our love and friendship unit, we will also be discussing dental hygiene and will introduce students to Black History Month. We will honor Black History Month by talking about great leaders that have impacted our society and promoted equal rights and taught us about the beauty of diversity in our country today

Our Friendship party will be held on February 14, 2024, Ms. Norma and Mrs. Nessa will be giving all parents a list of items to sign up for to bring in to make every child feel special on that day, so please be sure to sign up! Also, we asking for children to wear **red, pink, purple or white** to their party. Thank you in advance!



847-475-1467
1501 Howard Street
Evanston, IL 60202



Preparing
Children for
Success

